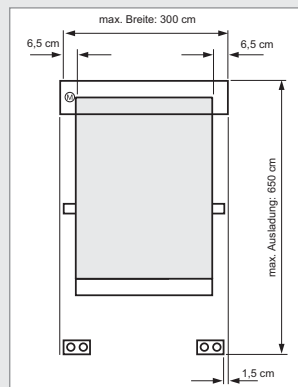


**SOLARMATIC®**  
SONNENSCHUTZ

## TYP 3.60 XL-ROLLO

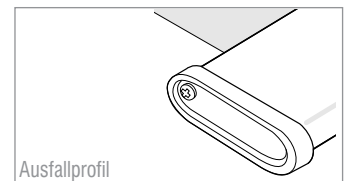
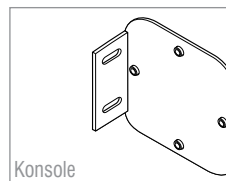
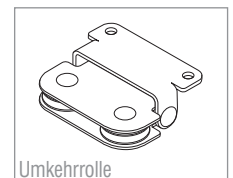

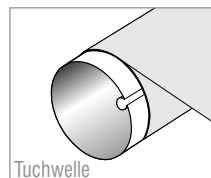
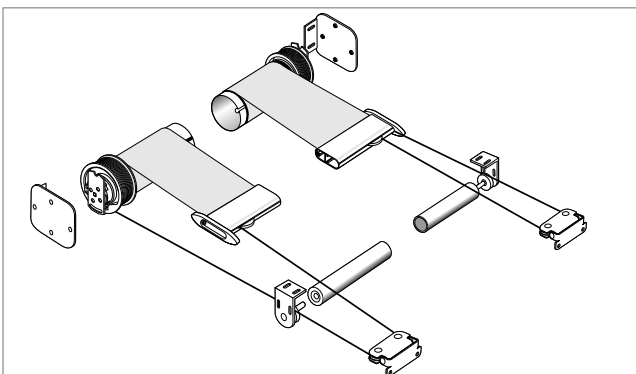
### ÜBERSICHT

<b>max. Breite:</b>	300 cm
<b>max. Ausfall:</b>	650 cm
<b>max. Tuchfläche:</b>	16 m <sup>2</sup>
<b>Einsatzort:</b>	innen
<b>Form:</b>	rechteckig
<b>Stützrollen:</b>	alle 200 bis 300 cm
<b>für gebogene Flächen:</b>	ja



Standardbedienung  
**Motor 230 V**

### DETAILS:



### FAHRRICHTUNGEN:

